

# Essentia® Series Track

Low Profile Lampholder – Line Voltage

## Product Description

The Essentia® Series Track Low Profile Lampholders are ideal for general purpose track lighting in indoor commercial, retail, or industrial applications. Designed to fit PAR20, BR30, PAR30, and PAR38 lamps and is available in either white, black, or silver. Made with injection molded high strength housings and compatible with 1- or 2-circuit track from Essentia® Series Track, Juno, Prescolite, and Con-Tech. The Essentia® Series Track low profile line comes with a performance 1-year limited warranty.

**Applications:** General purpose track lighting for indoor commercial, retail or industrial applications

## Performance Summary

**Lamp Compatibility:** PAR20 Max. 50W; BR30 Max. 65W; PAR30 Max. 75W; PAR38 Max. 100W

Suitable for dry locations

UL and cUL Listed

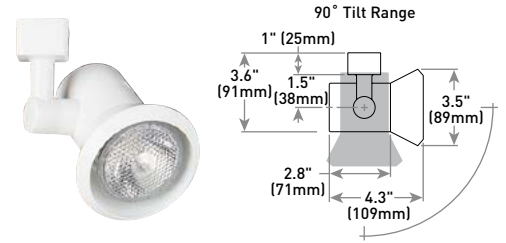
**Limited Warranty<sup>1</sup>:** 1 year

<sup>1</sup>See <http://lighting.cree.com/warranty> for warranty terms

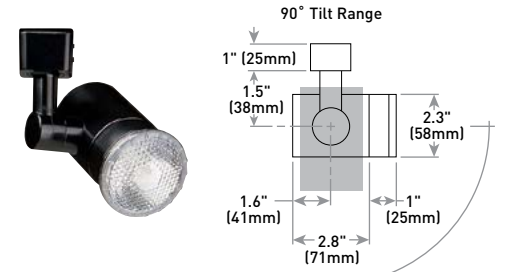
## Accessories\*

Shrouds & Collars	
<b>S-CT-SHROUD-PAR20-BK</b> Black Shroud for PAR20 <b>S-CT-SHROUD-PAR20-WH</b> White Shroud for PAR20 <b>S-CT-SHROUD-PAR20-SV</b> Silver Shroud for PAR20 <b>S-CT-SHROUD-PAR30-BK</b> Black Shroud for PAR30 short only <b>S-CT-SHROUD-PAR30-WH</b> White Shroud for PAR30 short only <b>S-CT-SHROUD-PAR30-SV</b> Silver Shroud for PAR30 short only	   
<b>S-CT-CLLR-P20/P30L/P38-BK</b> Black Collar for PAR20, PAR30 long & PAR38 only <b>S-CT-CLLR-P20/P30L/P38-WH</b> White Collar for PAR20, PAR30 long & PAR38 only <b>S-CT-CLLR-P20/P30L/P38-SV</b> Silver Collar for PAR20, PAR30 long & PAR38 only	  

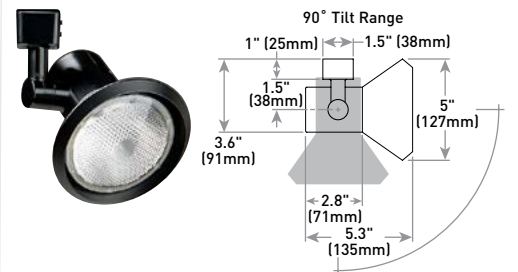
\*NOTE: Shrouds and collars cannot be used together or with BR30 lamps



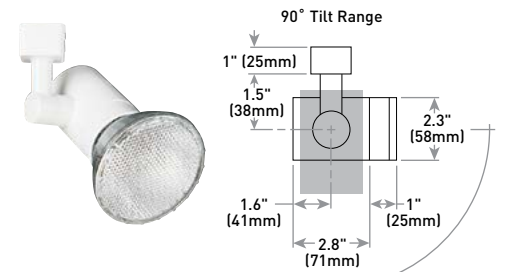
PAR20 (shown w/shroud)



PAR20 (shown w/collar)



PAR30 Short (shown w/shroud)



PAR30 Long (shown w/collar)

PAR38 Images on page 2

## Ordering Information

Example: S-CT-LPLH-P20/P30/P38-120V-BK

Series	Description	Lamp Type	Voltage	Housing Color
S-CT Essentia Series Track	LPLH FLow Profile Lamp Holder	P20/P30/P38 PAR20, PAR30, PAR38	120V 120 Volt	BK Black WH White SV Silver



US: [lighting.cree.com](http://lighting.cree.com)

T (800) 236-6800 F (262) 504-5415

Rev. Date: V4 10/04/2018

Canada: [www.cree.com/canada](http://www.cree.com/canada)



T (800) 473-1234 F (800) 890-7507

## Essentia® Series Track Low Profile Lampholder – Line Voltage

### Product Specifications

#### CONSTRUCTION & MATERIALS

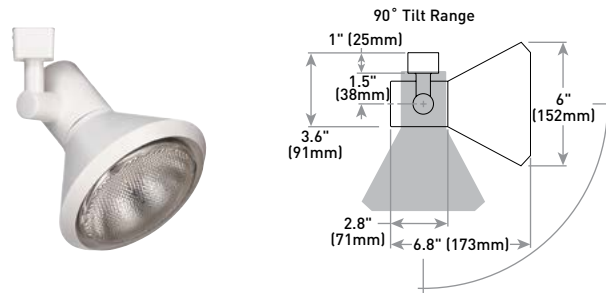
- Injection-molded high strength polymer housings
- Lamp neck is visible from the end of the lampholder
- Decorative metal collar accessory is available to hide the neck
- Shroud accessory is available to cover entire lamp for a finished appearance
- The collar and shroud secure lampholder with two internal screws

#### ELECTRICAL SYSTEM

- **Tilt:** Approx: 90°
- **Rotation:** 358°
- Line voltage Halogen - medium base
- **Lamp Compatibility:** PAR20 Max. 50W; BR30 Max. 65W; PAR30 Max. 75W; PAR38 Max. 100W

#### REGULATORY & VOLUNTARY QUALIFICATIONS

- UL and cUL Listed
- Suitable for dry locations
- **CA RESIDENTS WARNING:** Cancer and Reproductive Harm – [www.p65warnings.ca.gov](http://www.p65warnings.ca.gov)



PAR38 (shown w/shroud)



PAR38 (shown w/collar)

### Recommended Cree Lamps

#### BR30

- BR30-65W-27K-B1
- BR30-65W-50K-B1



#### PAR30L

- PAR30L-75W-30K-25D-B1
- PAR30L-75W-30K-40D-B1



#### PAR30S

- PAR30S-75W-30K-40D-B1



#### PAR38

- PAR38-90W-30K-27D-B1
- PAR38-90W-30K-47D-B1

