

# 304 Series™

LED Recessed Canopy Luminaire

## Product Description

Luminaire housing is constructed from rugged die cast aluminum components (RS Mount) or die cast and extruded aluminum components (RD Mount). LED driver is mounted in a sealed weathertight center chamber that allows for access from below the fixture. Luminaire mounts directly to the canopy deck and is secured in place with die cast aluminum trim frame. Luminaire housing is provided with factory applied foam gasket that provides a watertight seal between luminaire housing and canopy deck. Suitable for use in single or double skin canopies with 16" (406 mm) wide panels. Designed for canopies of 19-22 gauge (maximum 0.040" [1 mm] thickness).

**Applications:** Petroleum stations, convenience stores, drive-thru banks and restaurants, retail and grocery

## Performance Summary

Patented NanoOptic® Product Technology

Made in the U.S.A. of U.S. and imported parts

**CRI:** Minimum 70 CRI

**CCT:** 4000K (+/- 300K), 5700K (+/- 500K) standard

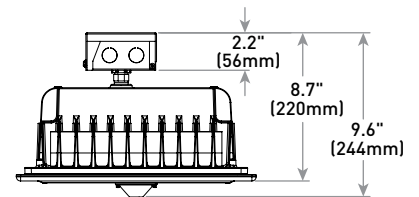
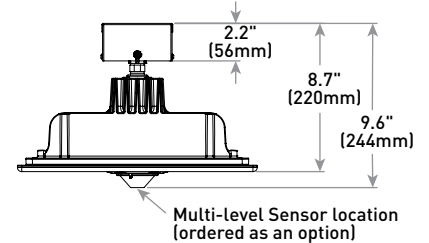
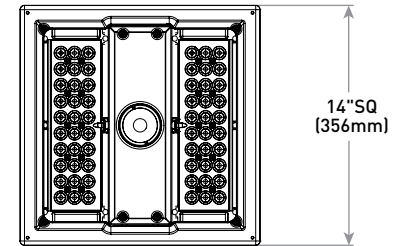
**Limited Warranty†:** 10 years on luminaire/10 years on Colorfast DeltaGuard® finish

† See <http://lighting.cree.com/warranty> for warranty terms

## Accessories

Field-Installed
<b>Hand-Held Remote</b> XA-SENSREM - For successful implementation of the programmable multi-level option, a minimum of one hand-held remote is required

## RS Mount



## Weight

22.0 lbs. (9.9kg)

## Ordering Information

Example: CAN-304-5M-RS-04-E-UL-SV-350

Product	Optic	Mounting	LED Count (x10)	Series	Voltage	Color Options	Drive Current	Options
CAN-304	5M Type V Medium 5S Type V Short PS Petroleum Symmetric SL Sparkle Petroleum	RS Recessed Single Skin RD Recessed Double Skin	04 06	E	UL Universal 120-277V UH Universal 347-480V	BK Black BZ Bronze SV Silver WH White	350 350mA 525 525mA 700 700mA	<b>DIM 0-10V Dimming</b> - Control by others - Refer to <a href="#">Dimming spec sheet</a> for details - Can't exceed specified drive current <b>F Fuse</b> - When code dictates fusing use time delay fuse - Refer to ML spec sheet for availability with ML options <b>ML Multi-Level</b> - Refer to <a href="#">ML spec sheet</a> for details <b>PML Programmable Multi-Level</b> - Refer to <a href="#">PML spec sheet</a> for details <b>40K 4000K Color Temperature</b> - Minimum 70 CRI - Color temperature per luminaire

\* 60 LED luminaire requires marked spacing: 48" x 24" x 6" [1,219mm x 610mm x 152mm]; 48" [1,219mm] center-to-center of adjacent luminaires, 24" [610mm] luminaire center to side building member, 6" [152mm] top of luminaire to overhead building member



Rev. Date: V1 07/28/2016



US: [lighting.cree.com/lighting](http://lighting.cree.com/lighting)

T (800) 236-6800 F (262) 504-5415

Canada: [www.cree.com/canada](http://www.cree.com/canada)

T (800) 473-1234 F (800) 890-7507

**Product Specifications**

**CONSTRUCTION & MATERIALS**

- RS Mount luminaire housing is constructed from rugged die cast aluminum and incorporates integral, high performance heatsink fins specifically designed for LED canopy applications
- RD Mount luminaire housing is constructed from rugged die cast aluminum and features high performance extruded aluminum heatsinks specifically designed for LED canopy applications
- LED driver is mounted in a sealed weathertight center chamber that allows for access from below the luminaire
- Field adjustable drive current between 350mA, 525mA and 700mA on Non-IC rated luminaires
- Luminaire housing provided with factory applied foam gasket and provides for a watertight seal between luminaire housing and canopy deck
- Mounts directly to the canopy deck and is secured in place with a die cast aluminum trim frame
- RS mount includes integral junction box which allows ease of installation without need to open luminaire
- Suitable for use in single (RS Mount) or double (RD Mount) skin canopies with 16" (406mm) wide panels
- Designed for canopies of 19-22 gauge (maximum 0.040" [1mm] thickness)
- See 228 Series™ canopy luminaires for canopies using 12" (305mm) deck sections
- Exclusive Colorfast DeltaGuard® finish features an E-Coat epoxy primer with an ultra-durable powder topcoat, providing excellent resistance to corrosion, ultraviolet degradation and abrasion. Black, bronze, silver, and white are available

**ELECTRICAL SYSTEM**

- **Input Voltage:** 120-277V or 347-480V, 50/60Hz, Class 1 drivers
- **Power Factor:** > 0.9 at full load
- **Total Harmonic Distortion:** < 20% at full load
- Integral weathertight electrical box with terminal strips (12Ga-20Ga) for easy power hookup
- Integral 10kV surge suppression protection standard
- To address inrush current, slow blow fuse or type C/D breaker should be used
- **10V Source Current:** 0.15mA

**REGULATORY & VOLUNTARY QUALIFICATIONS**

- cULus Listed
- Suitable for wet locations
- Meets FCC Part 15 standards for conducted and radiated emissions
- Enclosure rated IP66 per IEC 60529
- 10kV surge suppression protection tested in accordance with IEEE/ANSI C62.41.2
- Luminaire and finish endurance tested to withstand 5,000 hours of elevated ambient salt fog conditions as defined in ASTM Standard B 117
- DLC qualified when ordered with PS or SL optics and 525 or 700mA drive current. Please refer to [www.designlights.org/QPL](http://www.designlights.org/QPL) for most current information
- RoHS Compliant. Consult factory for additional details
- Meets Buy American requirements within ARRA

Electrical Data*							
LED Count (x10)	System Watts 120-480V	Total Current					
		120V	208V	240V	277V	347V	480V
350mA							
04	46	0.39	0.24	0.22	0.21	0.15	0.12
06	69	0.57	0.34	0.30	0.27	0.21	0.16
525mA							
04	71	0.59	0.35	0.31	0.28	0.21	0.16
06	101	0.84	0.49	0.43	0.38	0.30	0.22
700mA							
04	94	0.79	0.46	0.40	0.36	0.28	0.21
06	135	1.14	0.65	0.57	0.50	0.40	0.29

\* Electrical data at 25°C (77°F)

Recommended 304 Series™ Lumen Maintenance Factors (LMF) <sup>1</sup>					
Ambient	Initial LMF	25K hr Projected <sup>2</sup> LMF	50K hr Projected <sup>2</sup> LMF	75K hr Calculated <sup>3</sup> LMF	100K hr Calculated <sup>3</sup> LMF
5°C (41°F)	1.04	0.99	0.97	0.95	0.93
10°C (50°F)	1.03	0.98	0.96	0.94	0.92
15°C (59°F)	1.02	0.97	0.95	0.93	0.91
20°C (68°F)	1.01	0.96	0.94	0.92	0.90
25°C (77°F)	1.00	0.95	0.93	0.91	0.89

<sup>1</sup> Lumen maintenance values at 25°C are calculated per TM-21 based on LM-80 data and in-situ luminaire testing

<sup>2</sup> In accordance with IESNA TM-21-11, Projected Values represent interpolated value based on time durations that are within six times (6X) the IESNA LM-80-08 total test duration (in hours) for the device under testing (DUT) i.e. the packaged LED chip

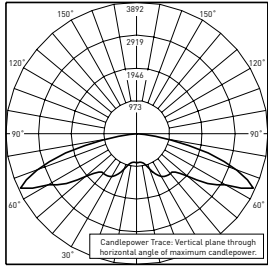
<sup>3</sup> In accordance with IESNA TM-21-11, Calculated Values represent time durations that exceed six times (6X) the IESNA LM-80-08 total test duration (in hours) for the device under testing (DUT) i.e. the packaged LED chip



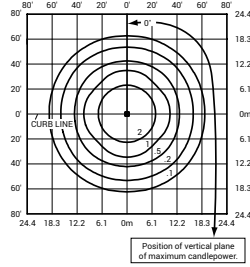
**Photometry**

All published luminaire photometric testing performed to IESNA LM-79-08 standards by a NVLAP accredited laboratory. To obtain an IES file specific to your project consult: <http://lighting.cree.com/products/outdoor/canopy-and-soffit/304-series-1#>

**5M**



ITL Test Report #: 77285  
 PKG-304-5M-\*\*-06-E-UL-700-40K  
 Initial Delivered Lumens: 11,681

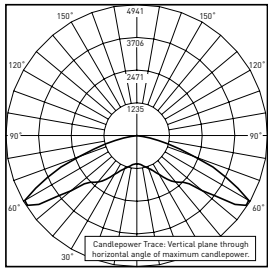


CAN-304-5M-\*\*-06-E-UL-700-40K  
 Mounting Height: 15' (4.6m)  
 Initial Delivered Lumens: 11,613  
 Initial FC at grade

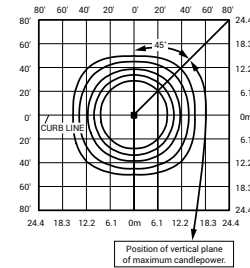
Type V Medium Distribution				
LED Count (x10)	4000K		5700K	
	Initial Delivered Lumens*	BUG Ratings** Per TM-15-11	Initial Delivered Lumens*	BUG Ratings** Per TM-15-11
<b>350mA</b>				
04	4,600	B3 U1 G1	4,777	B3 U1 G1
06	6,831	B3 U1 G1	7,094	B3 U1 G2
<b>525mA</b>				
04	6,441	B3 U1 G1	6,688	B3 U1 G1
06	9,563	B3 U1 G2	9,931	B3 U1 G2
<b>700mA</b>				
04	7,821	B3 U1 G2	8,122	B3 U1 G2
06	11,613	B4 U1 G2	12,059	B4 U1 G2

\* Initial delivered lumens at 25°C (77°F)  
 \*\* For more information on the IES BUG (Backlight-Uplight-Glare) Rating visit: [www.ies.org/PDF/Erratas/TM-15-11BugRatingsAddendum.pdf](http://www.ies.org/PDF/Erratas/TM-15-11BugRatingsAddendum.pdf)

**55**



ITL Test Report #: 77876  
 PKG-304-5S-\*\*-06-E-UL-700-40K  
 Initial Delivered Lumens: 12,738



CAN-304-5S-\*\*-06-E-UL-700-40K  
 Mounting Height: 15' (4.6m)  
 Initial Delivered Lumens: 12,903  
 Initial FC at grade

Type V Short Distribution				
LED Count (x10)	4000K		5700K	
	Initial Delivered Lumens*	BUG Ratings** Per TM-15-11	Initial Delivered Lumens*	BUG Ratings** Per TM-15-11
<b>350mA</b>				
04	5,112	B2 U1 G1	5,308	B2 U1 G1
06	7,590	B3 U1 G1	7,882	B3 U1 G1
<b>525mA</b>				
04	7,156	B3 U1 G1	7,432	B3 U1 G1
06	10,626	B3 U1 G2	11,035	B3 U1 G2
<b>700mA</b>				
04	8,690	B3 U1 G1	9,024	B3 U1 G1
06	12,903	B3 U1 G2	13,399	B4 U1 G2

\* Initial delivered lumens at 25°C (77°F)  
 \*\* For more information on the IES BUG (Backlight-Uplight-Glare) Rating visit: [www.ies.org/PDF/Erratas/TM-15-11BugRatingsAddendum.pdf](http://www.ies.org/PDF/Erratas/TM-15-11BugRatingsAddendum.pdf)

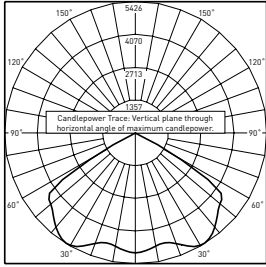


# 304 Series™ LED Recessed Canopy Luminaire

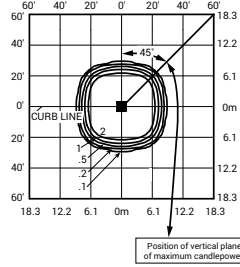
## Photometry

All published luminaire photometric testing performed to IESNA LM-79-08 standards by a NVLAP accredited laboratory. To obtain an IES file specific to your project consult: <http://lighting.cree.com/products/outdoor/canopy-and-soffit/304-series-1#>

### PS



ITL Test Report #: 76940  
 CAN-304-PS-\*\*-06-E-UL-700-40K  
 Initial Delivered Lumens: 13,581

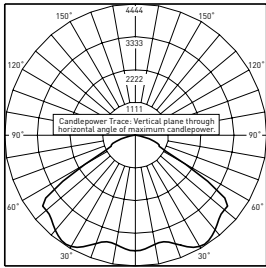


CAN-304-PS-\*\*-06-E-UL-700-40K  
 Mounting Height: 15' (4.6m)  
 Initial Delivered Lumens: 13,190  
 Initial FC at grade

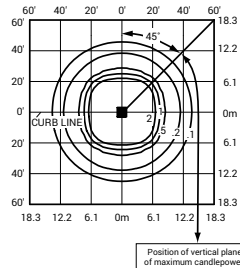
Petroleum Symmetric Distribution				
LED Count (x10)	4000K		5700K	
	Initial Delivered Lumens*	BUG Ratings** Per TM-15-11	Initial Delivered Lumens*	BUG Ratings** Per TM-15-11
<b>350mA</b>				
04	5,225	B2 U0 G0	5,426	B2 U0 G0
06	7,759	B3 U0 G0	8,057	B3 U0 G0
<b>525mA</b>				
04	7,315	B3 U0 G0	7,597	B3 U0 G0
06	10,862	B3 U0 G0	11,280	B3 U0 G0
<b>700mA</b>				
04	8,883	B3 U0 G0	9,225	B3 U0 G0
06	13,190	B3 U0 G0	13,697	B3 U0 G0

\* Initial delivered lumens at 25°C (77°F)  
 \*\* For more information on the IES BUG (Backlight-Uplight-Glare) Rating visit: [www.ies.org/PDF/Erratas/TM-15-11BugRatingsAddendum.pdf](http://www.ies.org/PDF/Erratas/TM-15-11BugRatingsAddendum.pdf)

### SL



ITL Test Report #: 77415  
 CAN-304-SL-\*\*-06-E-UL-700-40K  
 Initial Delivered Lumens: 12,707



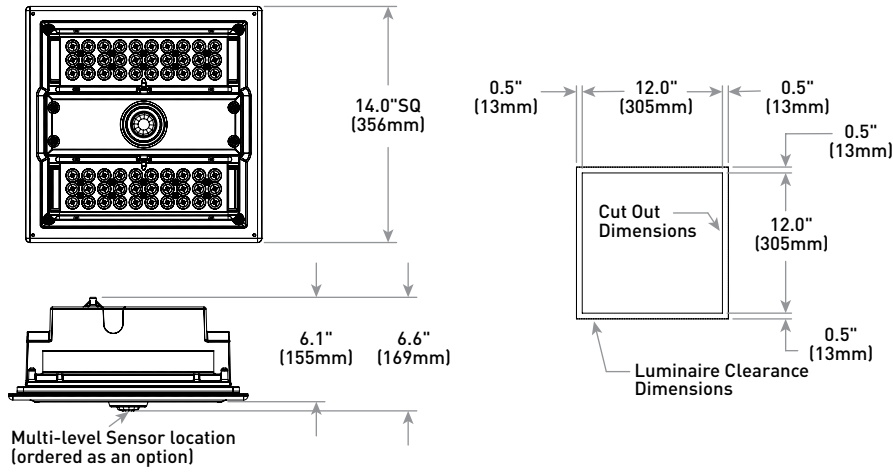
CAN-304-SL-\*\*-06-E-UL-700-40K  
 Mounting Height: 15' (4.6m)  
 Initial Delivered Lumens: 12,760  
 Initial FC at grade

Sparkle Petroleum Distribution				
LED Count (x10)	4000K		5700K	
	Initial Delivered Lumens*	BUG Ratings** Per TM-15-11	Initial Delivered Lumens*	BUG Ratings** Per TM-15-11
<b>350mA</b>				
04	5,055	B2 U0 G1	5,249	B2 U0 G1
06	7,506	B2 U0 G1	7,794	B3 U0 G1
<b>525mA</b>				
04	7,077	B2 U0 G1	7,349	B2 U0 G1
06	10,508	B3 U0 G1	10,912	B3 U0 G1
<b>700mA</b>				
04	8,593	B3 U0 G1	8,924	B3 U0 G1
06	12,760	B3 U0 G1	13,250	B3 U0 G1

\* Initial delivered lumens at 25°C (77°F)  
 \*\* For more information on the IES BUG (Backlight-Uplight-Glare) Rating visit: [www.ies.org/PDF/Erratas/TM-15-11BugRatingsAddendum.pdf](http://www.ies.org/PDF/Erratas/TM-15-11BugRatingsAddendum.pdf)

304 Series™ LED Recessed Canopy Luminaire

RD Mount



Weight
22.0 lbs. (9.9kg)