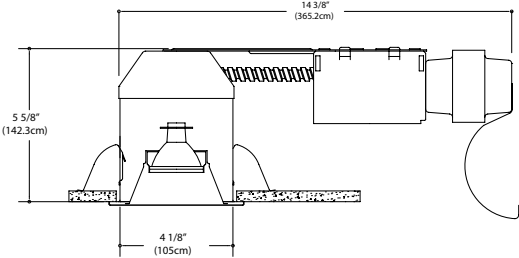
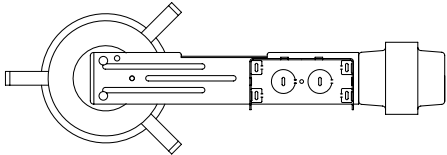


**4" LOW VOLTAGE - REMODEL
LED OPTIMIZED - TYPE IC
(E.RHR4101TP)**

Applications: For use in non-insulated ceilings and can be installed in direct contact with insulation.



AIRTIGHT
Meets IECC Energy Code.
(Less than 2 CFM
leakage at 1.57 PSI)
Performance Tested
per ASTM
E283-04



Catalog #	Ceiling Cut-out	Input Voltage	Lamp (Ordered Separately)	Lamp Base	Transformer
E.RHR4101TP	4-3/8"	120V	(1) 12V MR16, LED 10W Max	2-pin GU5.3	120V Magnetic

Features

- 10W maximum LED lamp wattage. Not for use with halogen lamps. Use with LED lamps only.
- 120V magnetic transformer steps line voltage down to lamp operating voltage
- Integral thermal protector guards against misuse of insulation materials and improper lamping
- Junction Box is listed for eight (4in-4out) No. 12AWG (90 °C) through-branch circuit conductors and has five 1/2", one 3/4" and four Romex® knockouts with true pry out slots
- Romex® knockouts include built in strain relief - no additional clamps required
- Comes complete with three remodel clips to accommodate ceiling thickness from 3/8" to 5/8"
- LED lamps dimmable to 25% when using with a dimmer suitable for magnetic loads (see recommended list of leading edge dimmers)
- UL listed for use in damp locations
- Two-year limited warranty. Certain exclusions apply. For details, visit www.cree.com/lighting/ILS

TRIMS

- E.T4100WH - Pin Hole w/Baffle
- E.T4216CL - Reflector
- E.T4316BK - Black Metal Baffle
- E.T4316WH - White Metal Baffle
- E.T4616WH - Gimbal
- E.T4801WH - Slotted Wall Wash w/Baffle
- E.T4726WH - Eyeball w/Baffle



INTEGRATED LIGHTING SOLUTIONS

© 2014 Cree, Inc. All Rights Reserved. The information in this document is subject to change without notice. Cree Integrated Lighting Solutions offers a full line of quality lighting products from Cree, Inc. and other manufacturers, including the product depicted above.


4" LOW VOLTAGE - NEW CONSTRUCTION LED OPTIMIZED - TYPE IC (E.RHR4101TP)

Recommended Leading Edge Dimmers

- Leviton 6681-I
- Leviton 6631-LI

- Lutron CNLV-600P
- Pass & Seymour 90680

NOTE: The presence of a dimmer on this chart is not a guarantee or warranty of the compatibility of this can in any particular installation. The absence of a dimmer from this chart does not necessarily imply incompatibility.



Pin Hole w/Baffle
• 50W MR16 max.
• Black Metal Baffle
• White Metal Trim Ring
• O.D. 4-7/8"
CAT.# E.T4100WH



Gimbal
• 50W MR16 max.
• White Metal Trim Ring
• Vertical adjustment 0°-35°
• O.D. 4-7/8"
CAT.# E.T4616WH



Reflector
• 50W MR16 max.
• Specular Clear Reflector
• White Metal Trim Ring
• O.D. 4-7/8"
CAT.# E.T4216CL



Slotted Wall Wash w/Baffle
• 50W MR16 max.
• Black Metal Baffle
• White Metal Trim Ring
• Vertical adjustment 0°-35°
• O.D. 4-7/8"
CAT.# E.T4801WH



Black Metal Baffle
• 50W MR16 max.
• White Metal Trim Ring
• O.D. 4-7/8"
CAT.# E.T4316BK



Eyeball w/Baffle
• 50W MR16 max.
• Black Metal Baffle
• White Metal Trim Ring
• Vertical adjustment 0°-30°
• O.D. 4-7/8"
CAT.# E.T4726WH



White Metal Baffle
• 50W MR16 max.
• White Metal Trim Ring
• O.D. 4-7/8"
CAT.# E.T4316WH



INTEGRATED LIGHTING SOLUTIONS

© 2014 Cree, Inc. All Rights Reserved. The information in this document is subject to change without notice. Cree Integrated Lighting Solutions offers a full line of quality lighting products from Cree, Inc. and other manufacturers, including the product depicted above.